


A Current Glance at Women in the Law May 2016



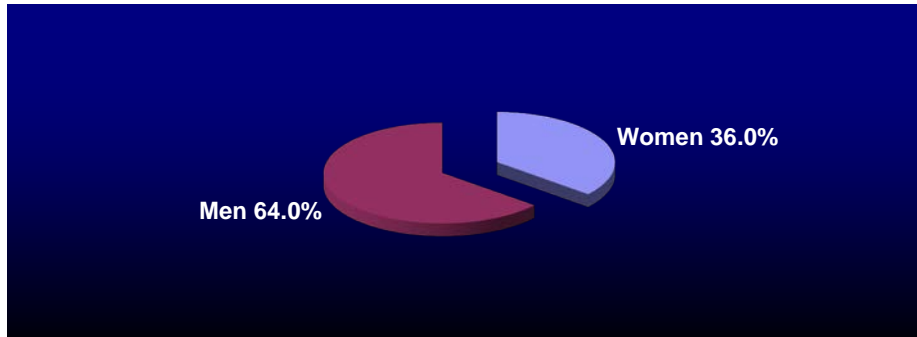
American Bar Association - Commission on Women in the Profession
321 N. Clark Street, Chicago, IL 60654

Phone: 312-988-5715 • Email: abacwp1@americanbar.org • Website: www.americanbar.org/women



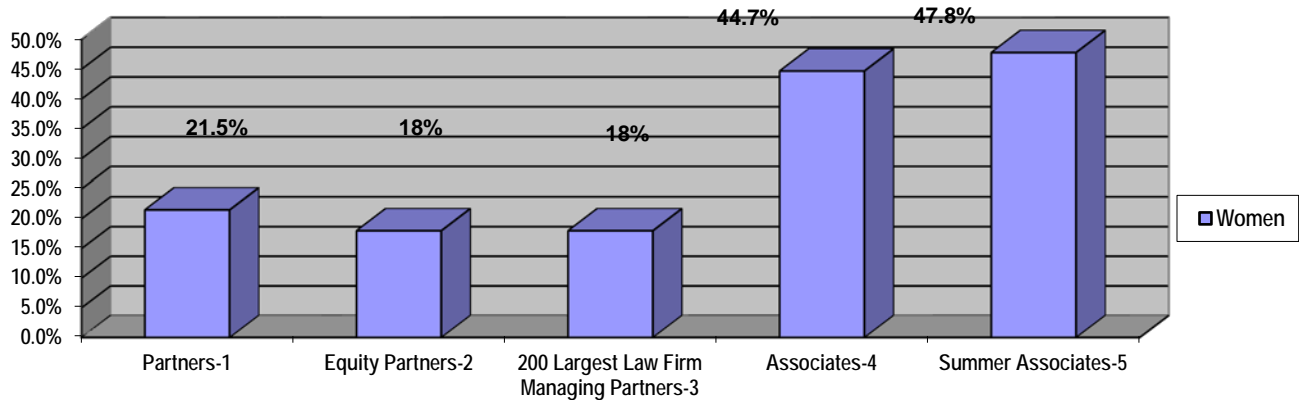
Copyright 2016 © by the American Bar Association. This information or any or portion thereof may not be copied or disseminated in any form or by any means or stored in an electronic database or retrieval system without the express written consent of the American Bar Association.

Women in the Legal Profession



American Bar Association Market Research Department, April, 2016

Women in Private Practice



¹ *Women, Black/African-American Associates Lose Ground at Major U.S. Law Firms.* National Association for Law Placement, November, 2015. www.nalp.org/lawfirmdiversity_nov2015

² *Report of the Ninth Annual National Survey on Retention and Promotion of Women in Law Firms.* National Association of Women Lawyers and NAWL Foundation, October 2015. www.nawl.org/p/cm/ld/fid=82#surveys

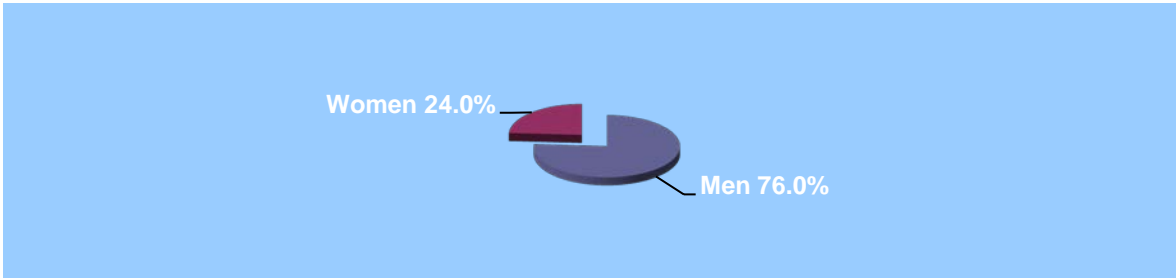
³ *Report of the Ninth Annual National Survey on Retention and Promotion of Women in Law Firms.* National Association of Women Lawyers and NAWL Foundation, October 2015. This figure represents the 25 firms that reported having a single managing partner. www.nawl.org/p/cm/ld/fid=82#surveys

⁴ *Women, Black/African-American Associates Lose Ground at Major U.S. Law Firms.* National Association for Law Placement, November, 2015. www.nalp.org/lawfirmdiversity_nov2015

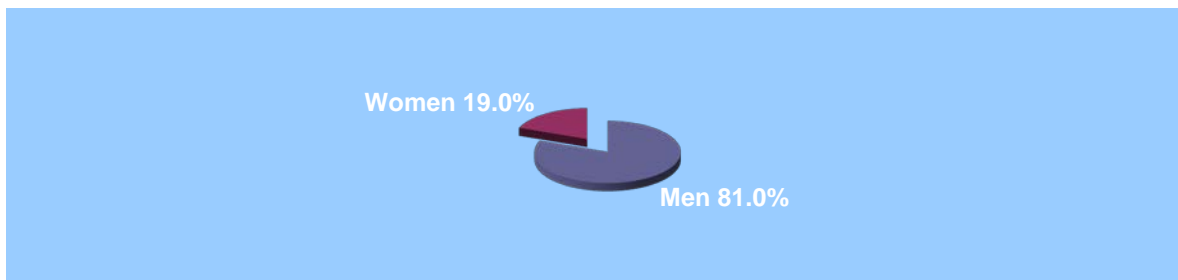
⁵ *Women, Black/African-American Associates Lose Ground at Major U.S. Law Firms.* National Association for Law Placement, November, 2015. www.nalp.org/lawfirmdiversity_nov2015

Women in Corporations

Fortune 500 General Counsel

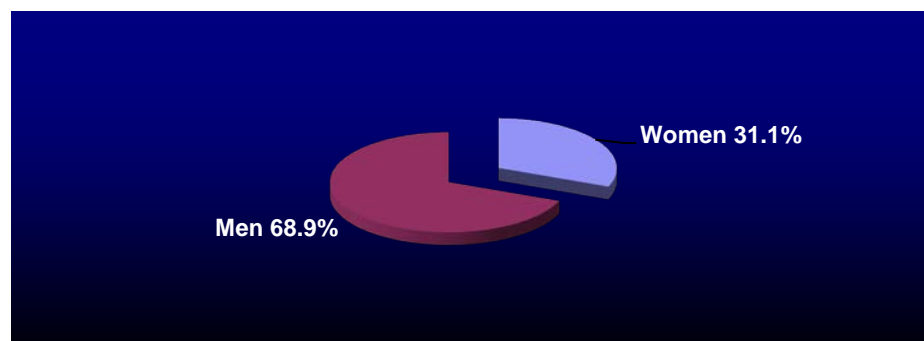


Fortune 501-1000 General Counsel



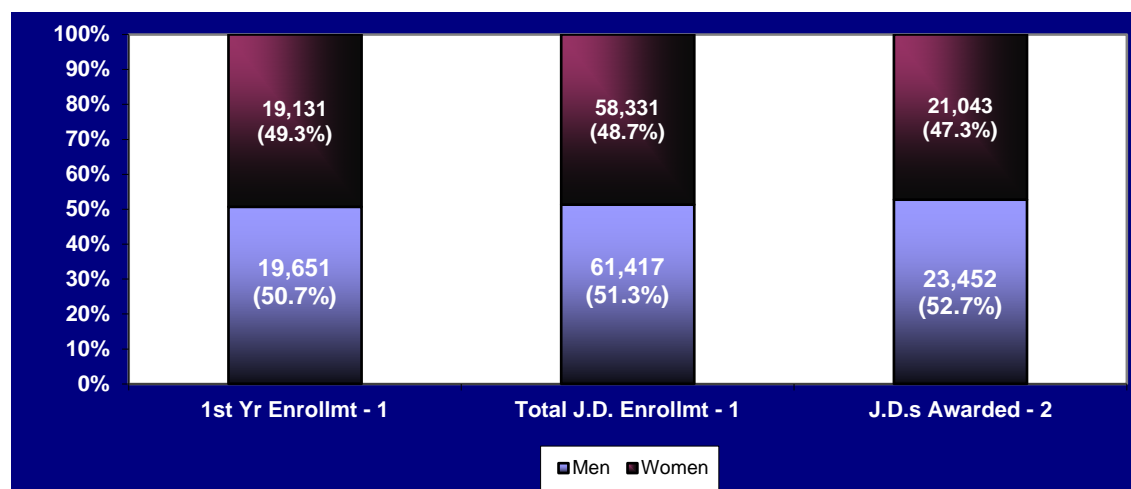
MCCA's 16th Annual General Counsel Survey: *Minorities and Women as Legal Chiefs*. Minority Corporate Counsel Association, November/December 2015.
www.diversityandthebardigital.com/datb/november_december_2015?pg=12#pg12

Law School Administration - Deans



Association of American Law Schools (January 13, 2016). This represents 183 deans at AALS member schools, three of which have two co-deans each, and includes permanent and interim deans.

Women in Law Schools



¹ *Enrollment and Degrees Awarded, 2014-2015 Academic Year.* American Bar Association Section of Legal Education and Admissions to the Bar.

² *J.D. and LL.B. Degrees Awarded, 2010-2011 Academic Year.* American Bar Association Section of Legal Education and Admissions to the Bar.

www.americanbar.org/content/dam/aba/administrative/legal_education_and_admissions_to_the_bar/statistics/jd_llb_degrees_awarded.pdf

Women on Law Reviews¹

Survey	Leadership Positions	Editors-in-Chief
Top 50 schools ranked by <i>U.S. News & World Report</i>	46%	38%
<i>New York Law School Law Review</i> (NYLS) – all law schools not ranked in Top 50	56%	51%
Combined sample (Top 50 & NYLS)	54%	49%

¹ 2012-2013 *Law Review Diversity Report.* *New York Law School Law Review* and Ms. JD, December 2013.

www.nylslawreview.com/wp-content/uploads/sites/16/2013/12/Law-Review-Diversity-Report-2013.pdf

Women in the Judiciary

Representation of United States Federal Court Women Judges

Type of Court	Total # of Seats	Women	% of Women
United States Supreme Court	8	3	37.5%
Circuit Court of Appeals (Active) ¹	170 active	60	35.3%
Federal District Court Judges (Active) in the U.S.			33% ²

¹ *Women in the Federal Judiciary: Still a Long Way to Go*. National Women's Law Center, March 2016. <http://nwlc.org/wp-content/uploads/2016/03/JudgesCourtsWomeninFedJud3.22.16.pdf>

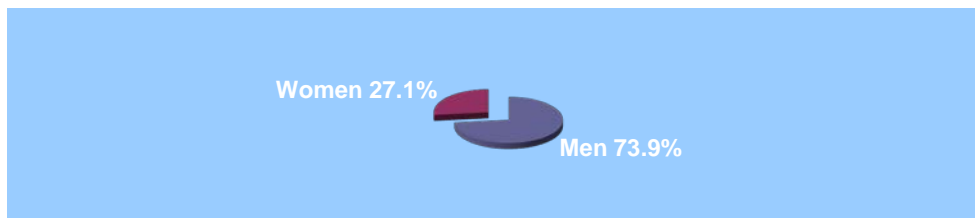
³ *Women in the Federal Judiciary: Still a Long Way to Go*. National Women's Law Center, November 2015. <http://nwlc.org/wp-content/uploads/2016/03/JudgesCourtsWomeninFedJud3.22.16.pdf>

2016 Representation of United States State Court Women Judges

Type of Court	Total # of Seats	Women	% of Women
State Final Appellate Jurisdiction Courts	353	122	34.6%
State Intermediate Appellate Jurisdiction Courts	991	344	34.7%
State General Jurisdiction Courts	11,778	3,502	29.7%
State Limited and Special Jurisdiction Courts	4,884	1,628	33.3%
All State Court Judges in the U.S.	18,006	5,596	31.1%

National Association of Women Judges. www.nawj.org/us_state_court_statistics_2016.asp

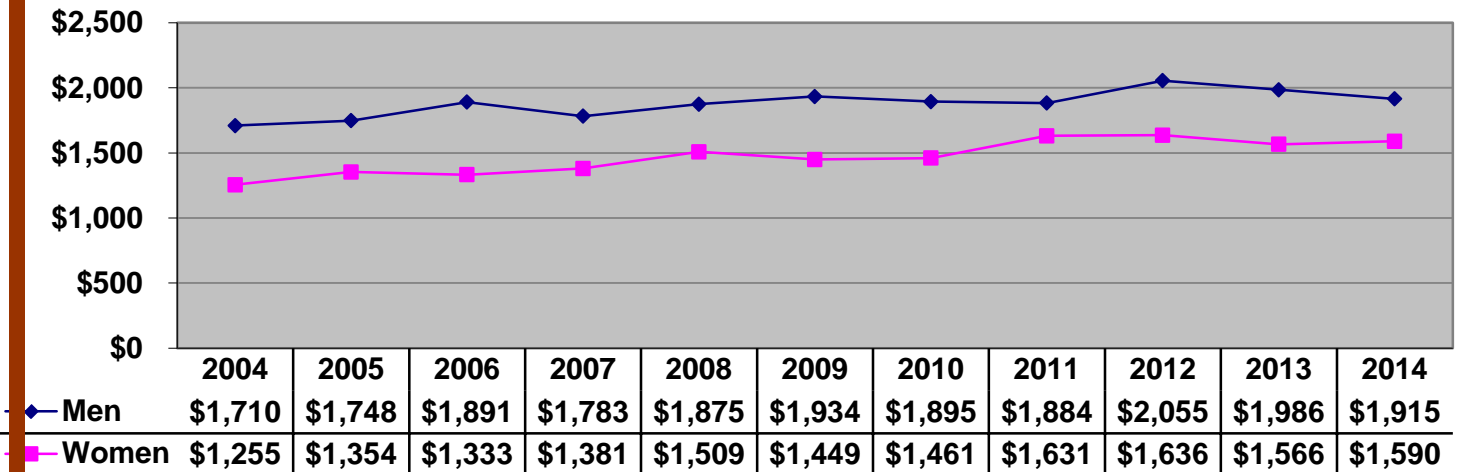
Total Representation of Women - Federal & State Judgeships



Women in Federal and State-Level Judgeships: A Report of the Center for Women in Government & Civil Society, Rockefeller College of Public Affairs & Policy, University at Albany, State University of New York. Summer 2012. www.albany.edu/womeningov/publications/summer2012_judgeships.pdf

Compensation

Weekly Salary Men vs. Women Lawyers



Women lawyers' weekly salary as a percentage of male lawyers' salary:

2004	2005	2006	2007	2008	2009	2010	2011	2012	2013	2014
73.4%	77.5%	70.5%	77.5%	80.5%	74.9%	77.1%	86.6%	79.6%	78.9%	83.0%

2014 Bureau of Labor Statistics, *Median weekly earnings of full-time wage and salary workers by detailed occupation and sex*. www.bls.gov/cps/cpsaat39.pdf

Women Equity Partners Compensation

At the median, the typical female equity partner in the 200 largest firms earns 80% of the compensation earned by the typical male partner.

This figure represents the 30 firms that provided this data. *Report of the Ninth Annual National Survey on Retention and Promotion of Women in Law Firms*. National Association of Women Lawyers and NAWL Foundation, October 2015. www.nawl.org/p/cm/ld/fid=82#surveys

Women in the ABA

ABA Lawyer Members	313,122	76,163	32.3%
Board of Governors	38	12	31.6%
Section/Division Chairs, 2015-2016 Bar Year	28	12	42.9%
Total Presidential Appointments, 2015-2016	733	404	55.1%
Committee Chair Appointments, 2015-2016	90	38	42.2%
	Total	Women	% Women

Goal III Report: An Annual Report on Women's Advancement into Leadership Positions within the American Bar Association. ABA Commission on Women in the Profession, April 2016.
www.ambar.org/Goal3Women

Women Presidents of the ABA:

- Paulette Brown (2015-2016)
- Laurel Bellows (2012-2013)
- Carolyn B. Lamm (2009-2010)
- Karen J. Mathis (2006-2007)
- Martha W. Barnett (2000-2001)
- Roberta Cooper Ramo (1995-1996)

Women Chairs of the House of Delegates:

- Patricia Lee Refo (2014-2016)
- Linda A. Klein (2010-2012)
- Laurel G. Bellows (2006-2008)
- Karen J. Mathis (2000-2002)
- Martha W. Barnett (1994-1996)

Secretaries

- Mary T. Torres (2014-)
- Cara Lee T. Neville (2011-2014)
- Bernice B. Donald (2008-2011)
- Ellen F. Rosenblum (2002-2005)
- Donna C. Willard-Jones (1996-1999)

Treasurer

- Alice E. Richmond (2008-2011)

First Women Members of the ABA:

- Mary B. Grossman; Cleveland, OH (1918)
- Mary Florence Lathrop; Denver, CO (1918)

For more information on women's advancement into leadership positions in the ABA, see the ABA Commission on Women's *Goal III Report* at www.ambar.org/goal3women.

American Bar Association - Commission on Women in the Profession
 321 N. Clark Street, Chicago, IL 60654

Phone: 312-988-5715 • Email: abacwp1@americanbar.org • Website: www.americanbar.org/women