


# A Current Glance at Women in the Law July 2014



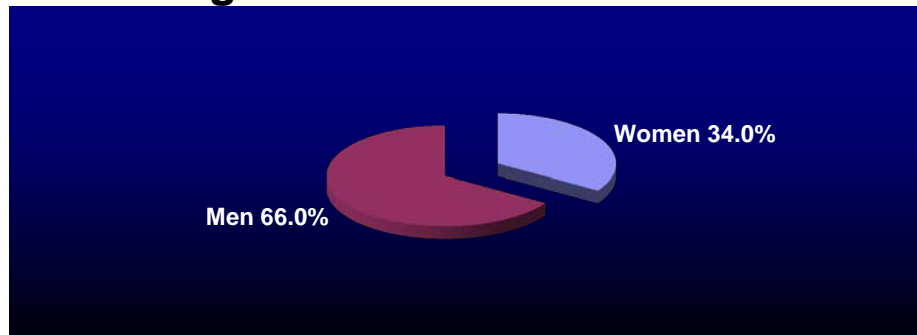
American Bar Association - Commission on Women in the Profession  
321 N. Clark Street, Chicago, IL 60654

Phone: 312-988-5715 • Email: [abacwp1@americanbar.org](mailto:abacwp1@americanbar.org) • Website: [www.americanbar.org/women](http://www.americanbar.org/women)



Copyright 2014 © by the American Bar Association. This information or any or portion thereof may not be copied or disseminated in any form or by any means or stored in an electronic database or retrieval system without the express written consent of the American Bar Association.

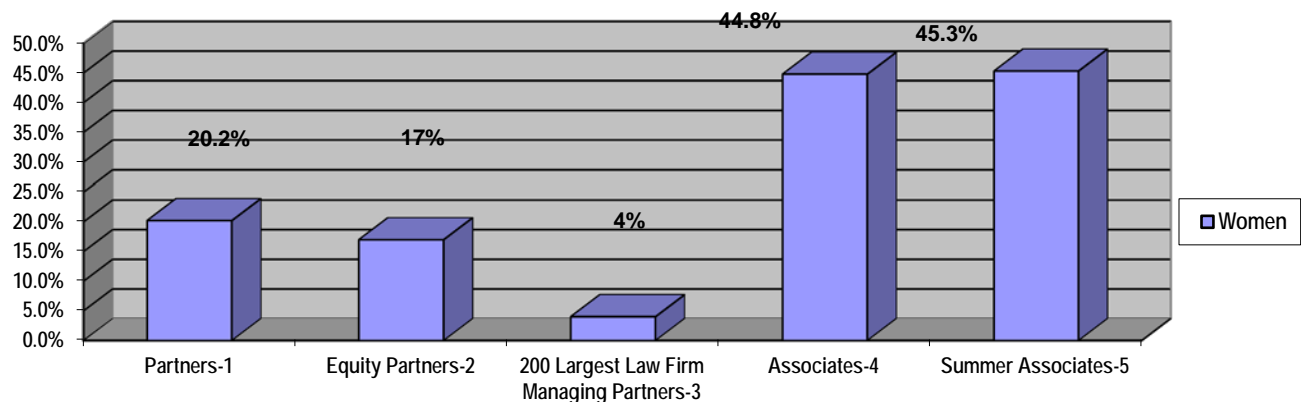
## Women in the Legal Profession



American Bar Association Market Research Department, April 2013

Note: 43 states, representing 59% of the lawyer population, reported gender statistics.

## Women in Private Practice



<sup>1</sup> *Representation of Women Associates Falls for Fourth Straight Year as Minority Associates Continue to Make Gains-Women and Minority Partners Continue to Make Small Gains.* National Association for Law Placement, December 2013.

<http://www.nalp.org/uploads/PressReleases/2013WomenMinoritiesPressRelease.pdf>

<sup>2</sup> *Report of the Eighth Annual National Survey on Retention and Promotion of Women in Law Firms.*

National Association of Women Lawyers and NAWL Foundation, February 2014.

<http://www.nawl.org/p/cm/ld/fid=82#surveys>

<sup>3</sup> *Report of the Seventh Annual National Survey on Retention and Promotion of Women in Law Firms.*

National Association of Women Lawyers and NAWL Foundation, October 2012.

<http://www.nawl.org/p/cm/ld/fid=82#surveys>

<sup>4</sup> *Representation of Women Associates Falls for Fourth Straight Year as Minority Associates Continue to Make Gains-Women and Minority Partners Continue to Make Small Gains.* National Association for Law Placement, December 2013

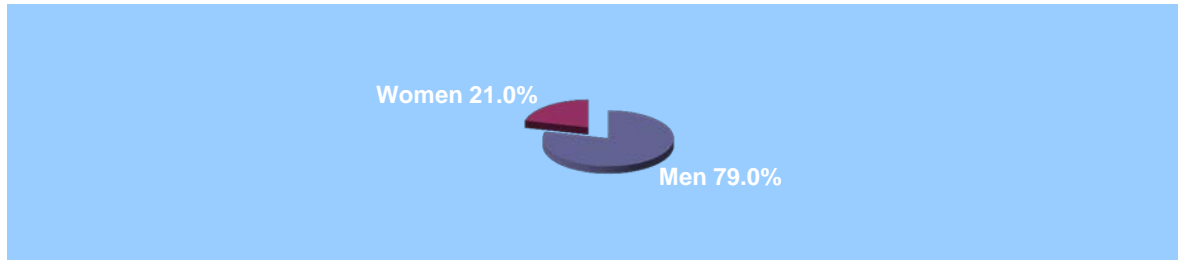
<http://www.nalp.org/uploads/PressReleases/2013WomenMinoritiesPressRelease.pdf>

<sup>5</sup> *Representation of Women Associates Falls for Fourth Straight Year as Minority Associates Continue to Make Gains-Women and Minority Partners Continue to Make Small Gains.* National Association for Law Placement, December 2013

<http://www.nalp.org/uploads/PressReleases/2013WomenMinoritiesPressRelease.pdf>

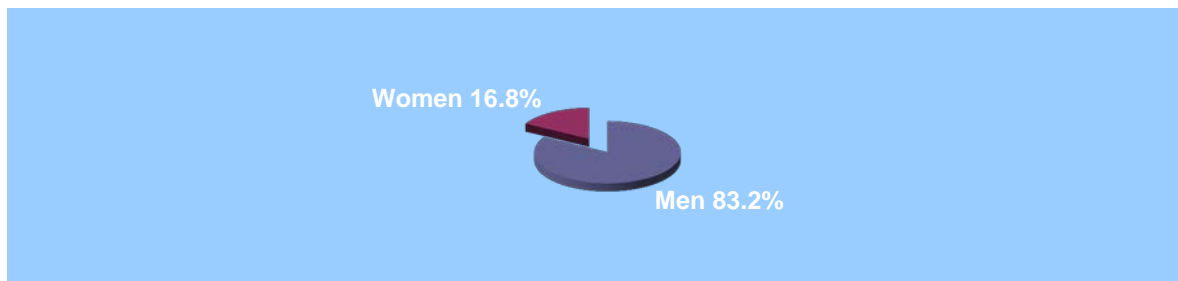
# Women in Corporations

## Fortune 500 General Counsel



Caucasian	African American	Hispanic	Asian American/ Pacific Islander	Middle Eastern
81.9%	10.5%	5.7%	1.9%	0%

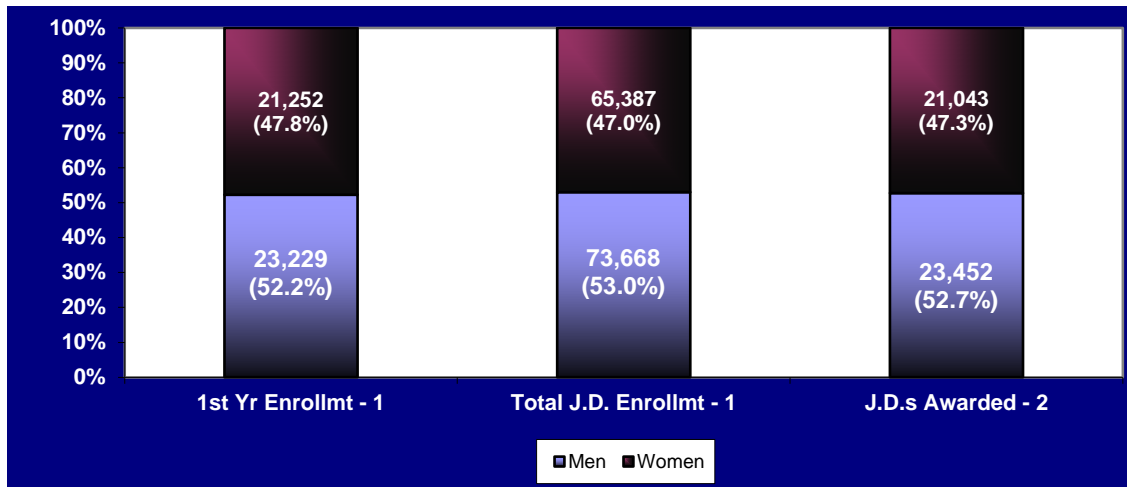
## Fortune 501-1000 General Counsel



Caucasian	African American	Hispanic	Asian American/ Pacific Islander	Middle Eastern
91.7%	7.1%	1.2%	0%	0%

MCCA's 14<sup>th</sup> Annual General Counsel Survey: *The Continuing Climb: Diverse GCs Power Up*. Minority Corporate Counsel Association, September/October 2013.  
<http://content.yudu.com/A2cmbh/DivTheBarSepOct2013/resources/1.htm>

## Women in Law Schools



<sup>1</sup> *Enrollment and Degrees Awarded, 2012-2013 Academic Year.* American Bar Association Section of Legal Education and Admissions to the Bar.

[www.americanbar.org/content/dam/aba/administrative/legal\\_education\\_and\\_admissions\\_to\\_the\\_bar/statistics/enrollment\\_degrees\\_awarded.pdf](http://www.americanbar.org/content/dam/aba/administrative/legal_education_and_admissions_to_the_bar/statistics/enrollment_degrees_awarded.pdf)

<sup>2</sup> *J.D. and LL.B. Degrees Awarded, 2010-2011 Academic Year.* American Bar Association Section of Legal Education and Admissions to the Bar.

[www.americanbar.org/content/dam/aba/administrative/legal\\_education\\_and\\_admissions\\_to\\_the\\_bar/statistics/jd\\_llb\\_degrees\\_awarded.pdf](http://www.americanbar.org/content/dam/aba/administrative/legal_education_and_admissions_to_the_bar/statistics/jd_llb_degrees_awarded.pdf)

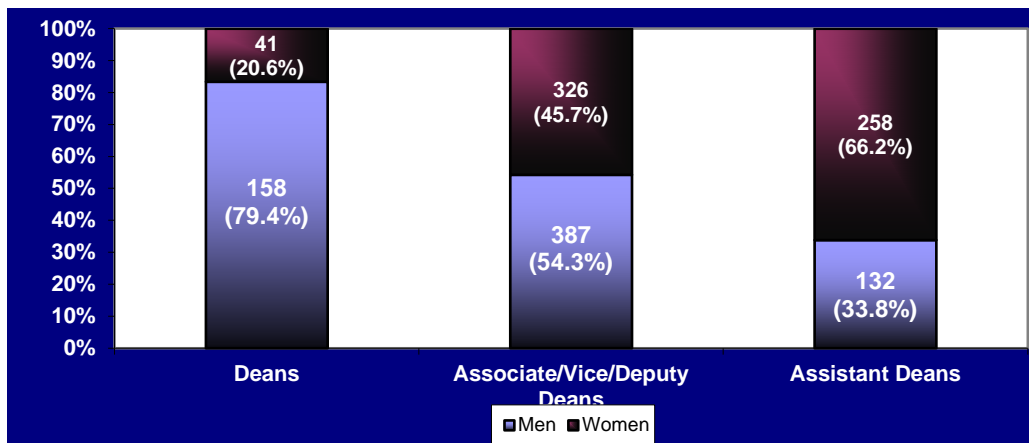
## Women on Law Reviews<sup>1</sup>

Survey	Leadership Positions	Editors-in-Chief
Top 50 schools ranked by <i>U.S. News &amp; World Report</i>	46%	38%
<i>New York Law School Law Review</i> (NYLS) – all law schools not ranked in Top 50	56%	51%
Combined sample (Top 50 & NYLS)	54%	49%

<sup>1</sup> 2012-2013 *Law Review Diversity Report.* *New York Law School Law Review* and Ms. JD, December 2013.

<http://www.nylslawreview.com/wp-content/uploads/sites/16/2013/12/Law-Review-Diversity-Report-2013.pdf>

## Law School Administration



*AALS Statistical Report on Law Faculty.* Association of American Law Schools  
[www.aals.org/statistics/2009dlr/titles.html](http://www.aals.org/statistics/2009dlr/titles.html) (2008-2009)

## Judicial Clerks\*

Percent of Clerkships Obtained By:	All Clerkships	Federal Clerkships	State Clerkships	Local Clerkships
Men	49.0%	54.3%	45.2%	45.7%
Women	51.0%	45.6%	54.8%	54.3%

\* Note that these results are from the Class of 2009.

*A Demographic Profile of Judicial Clerks – Patterns of Disproportionality.* NALP Bulletin, November 2010. [www.nalp.org/nov2010\\_demog\\_clerkships](http://www.nalp.org/nov2010_demog_clerkships)

## Women in the Judiciary

### Representation of United States Federal Court Women Judges

Type of Court	Total # of Seats	Women	% of Women
United States Supreme Court	9	3	33.3%
Circuit Court of Appeals <sup>1</sup>	169 active	56	33.1%
Federal Court Judges in the U.S. <sup>2</sup>	1,874	451	24.1%

<sup>1</sup> *Women in the Federal Judiciary: Still a Long Way to Go.* National Women's Law Center, June 2014. [www.nwlc.org/resource/women-federal-judiciary-still-long-way-go-1](http://www.nwlc.org/resource/women-federal-judiciary-still-long-way-go-1)

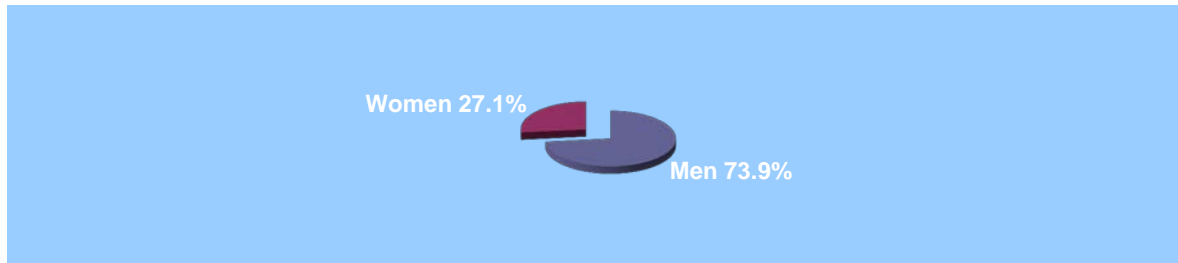
<sup>2</sup> *Women in Federal and State-Level Judgeships: A Report of the Center for Women in Government & Civil Society, Rockefeller College of Public Affairs & Policy, University at Albany, State University of New York.* Summer 2012. [www.albany.edu/womeningov/publications/summer2012\\_judgeships.pdf](http://www.albany.edu/womeningov/publications/summer2012_judgeships.pdf)

### 2012 Representation of United States State Court Women Judges

Type of Court	Total # of Seats	Women	% of Women
State Final Appellate Jurisdiction Courts	361	116	32%
State Intermediate Appellate Jurisdiction Courts	977	316	32%
State General Jurisdiction Courts	11,049	2,768	25%
State Limited and Special Jurisdiction Courts	5,072	1,596	31%
All State Court Judges in the U.S.	17,489	4,711	27%

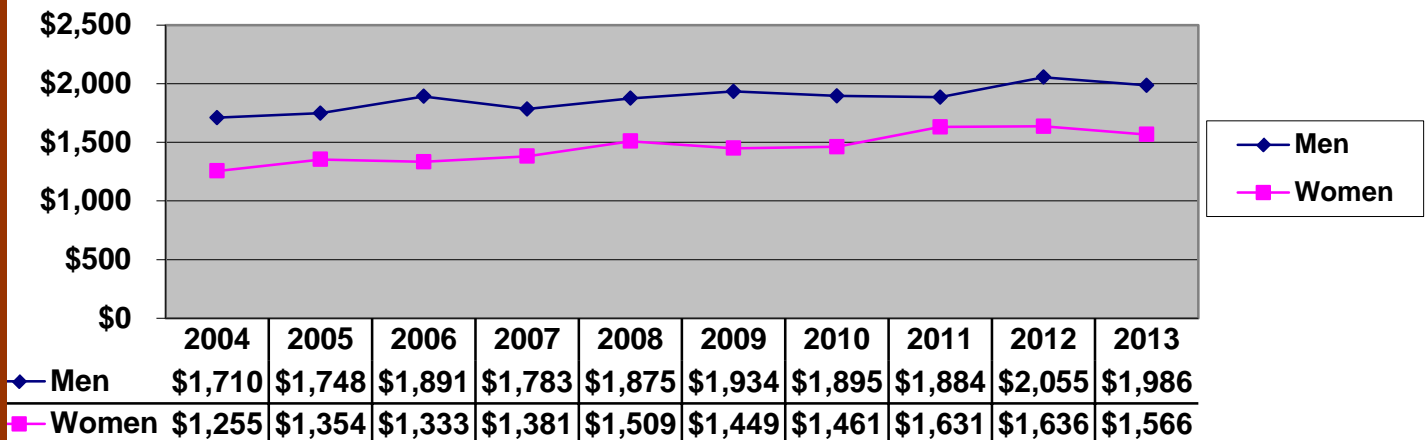
National Association of Women Judges. [www.nawj.org/us\\_state\\_court\\_statistics\\_2012.asp](http://www.nawj.org/us_state_court_statistics_2012.asp)

## Total Representation of Women - Federal & State Judgeships



*Women in Federal and State-Level Judgeships: A Report of the Center for Women in Government & Civil Society, Rockefeller College of Public Affairs & Policy, University at Albany, State University of New York. Summer 2012. [www.albany.edu/womeningov/publications/summer2012\\_judgeships.pdf](http://www.albany.edu/womeningov/publications/summer2012_judgeships.pdf)*

## Weekly Salary Men vs. Women Lawyers



**Women lawyers' weekly salary as a percentage of male lawyers' salary:**

| 73.4% | 77.5% | 70.5% | 77.5% | 80.5 | 74.9% | 77.1% | 86.6% | 79.6% | 78.9% |

2013 Bureau of Labor Statistics, *Median weekly earnings of full-time wage and salary workers by detailed occupation and sex.* [www.bls.gov/cps/cpsaat39.pdf](http://www.bls.gov/cps/cpsaat39.pdf)

## Women Equity Partners Compensation

At the median, women equity partners in the 200 largest firms earn 89% of the compensation earned by their male peers.

*Report of the Seventh Annual National Survey on Retention and Promotion of Women in Law Firms. National Association of Women Lawyers and NAWL Foundation, October 2012. <http://www.nawl.org/d/do/150>*

## Women in the ABA

<b>ABA Lawyer Members</b>	<b>325,243</b>	<b>107,244</b>	<b>32.97%</b>
<b>Board of Governors</b>	40	10	25%
<b>Section/Division Chairs, 2013-2014 Bar Year</b>	28	7	25%
<b>Total Presidential Appointments, 2013-2014</b>	818	428	52.3%
<b>Committee Chair Appointments, 2013-2014</b>	101	47	46.5%

	<b>Total</b>	<b>Women</b>	<b>% Women</b>
--	--------------	--------------	----------------

*Goal III Report:*

*An Annual Report on Women's Advancement into Leadership Positions in the American Bar Association.*  
 ABA Commission on Women in the Profession, February 2014.  
[www.ambar.org/Goal3Women](http://www.ambar.org/Goal3Women)

### **Women Presidents of the ABA:**

- Roberta Cooper Ramo (1995 - 1996)
- Martha W. Barnett (2000 - 2001)
- Karen J. Mathis (2006 - 2007)
- Carolyn B. Lamm (2009 - 2010)
- Laurel Bellows (2012-2013)

### **Women Chairs of the House of Delegates:**

- Martha W. Barnett (1994 -1996)
- Karen J. Mathis (2000 - 2002)
- Laurel G. Bellows (2006 - 2008)
- Linda A. Klein (2010-2012)

### **Secretaries**

- Donna C. Willard-Jones (1996-1999)
- Ellen F. Rosenblum (2002-2005)
- Bernice B. Donald (2008-2011)
- Cara Lee T. Neville (2011-2014)

### **Treasurer**

- Alice E. Richmond (2008-2011)

### **First Women Members of the ABA:**

- Mary B. Grossman; Cleveland, OH (1918)
- Mary Florence Lathrop; Denver, CO (1918)

For more information on women's advancement into leadership positions in the ABA, see the ABA Commission on Women's *Goal III Report* at [www.ambar.org/goal3women](http://www.ambar.org/goal3women).

American Bar Association - Commission on Women in the Profession  
 321 N. Clark Street, Chicago, IL 60654

Phone: 312-988-5715 • Email: [abacwp1@americanbar.org](mailto:abacwp1@americanbar.org) • Website: [www.americanbar.org/women](http://www.americanbar.org/women)