


A Current Glance at Women in the Law September 2012



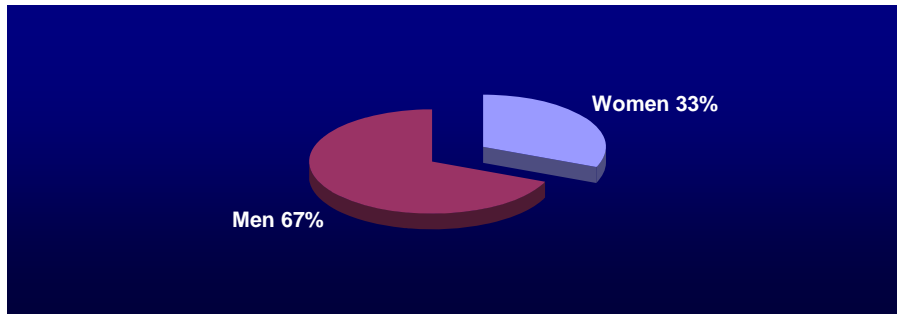
American Bar Association - Commission on Women in the Profession
321 N. Clark Street, Chicago, IL 60654

Phone: 312-988-5715 • Email: abacwp1@americanbar.org • Website: www.americanbar.org/women



Copyright 2012 © by the American Bar Association. Reprinted with permission. This information or any or portion thereof may not be copied or disseminated in any form or by any means or stored in an electronic database or retrieval system without the express written consent of the American Bar Association.

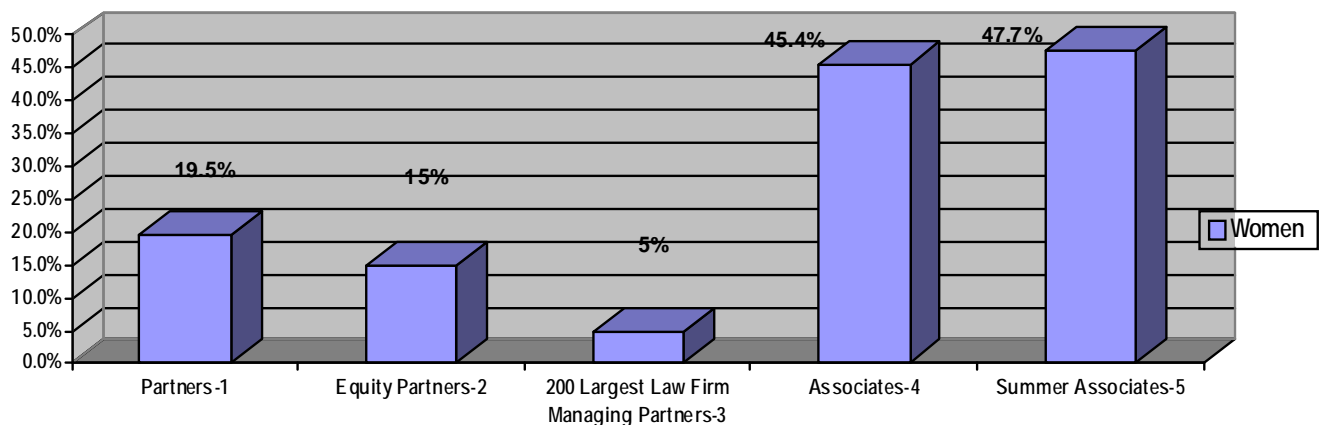
Women in the Legal Profession



American Bar Association Market Research Department, April 2012

Note: 44 states, representing 59% of the lawyer population, reported gender statistics.

Women in Private Practice



¹ *Law Firm Diversity Wobbles: Minority Numbers Bounce Back While Women Associates Extend Two-Year Decline.* National Association for Law Placement, November 2011.

www.nalp.org/uploads/PressReleases/2011WomenandMinoritiesPressRelease.pdf

² *Report of the Sixth Annual National Survey on Retention and Promotion of Women in Law Firms.*

National Association of Women Lawyers and NAWL Foundation, November 2011.

www.nawl.org/content.asp?pl=310&sl=345&contentid=345

³ *Report of the Sixth Annual National Survey on Retention and Promotion of Women in Law Firms.*

National Association of Women Lawyers and NAWL Foundation, November 2011.

www.nawl.org/content.asp?pl=310&sl=345&contentid=345

⁴ *Law Firm Diversity Wobbles: Minority Numbers Bounce Back While Women Associates Extend Two-Year Decline.* National Association for Law Placement, November 2011.

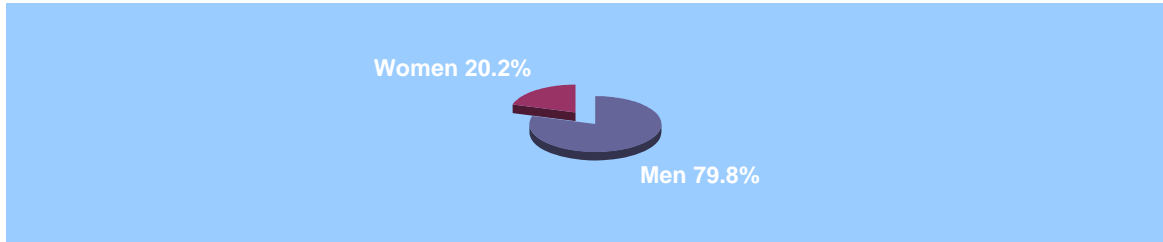
www.nalp.org/uploads/PressReleases/2011WomenandMinoritiesPressRelease.pdf

⁵ *Law Firm Diversity Wobbles: Minority Numbers Bounce Back While Women Associates Extend Two-Year Decline.* National Association for Law Placement, November 2011.

www.nalp.org/uploads/PressReleases/2011WomenandMinoritiesPressRelease.pdf

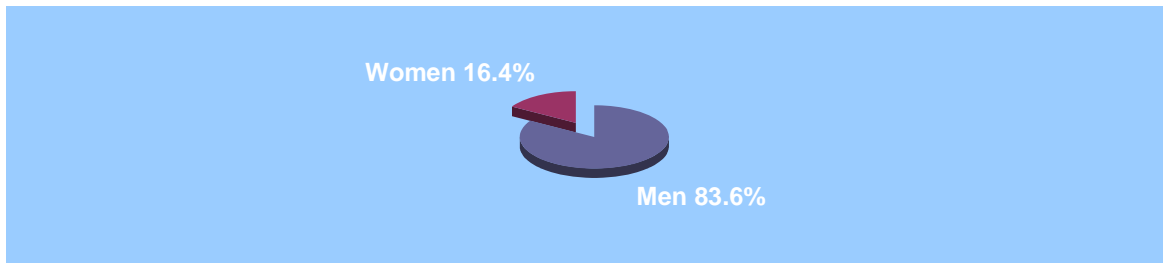
Women in Corporations

Fortune 500 General Counsel



Caucasian	African American	Hispanic	Asian American/ Pacific Islander	Middle Eastern
85.1%	8.9%	3%	2%	1%

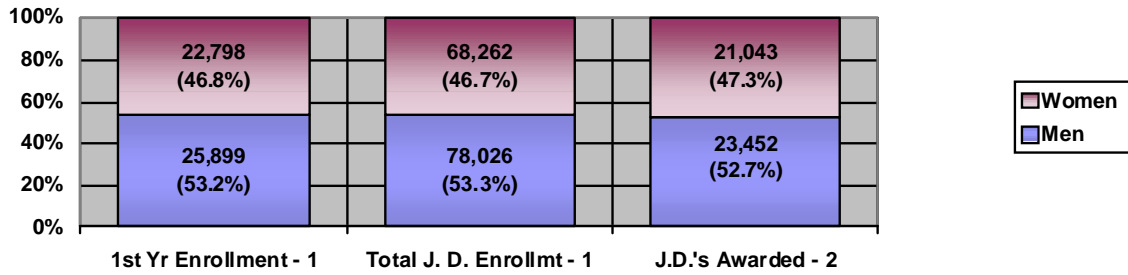
Fortune 501-1000 General Counsel



Caucasian	African American	Hispanic	Asian American/ Pacific Islander	Middle Eastern
93.9%	3.7%	2.4%	0%	0%

MCCA Annual Survey of Fortune 500 Women General Counsel Tracks Diversity Progress at the Top.
MCCA Minority Corporate Counsel, September/October 2011.
<http://content.yudu.com/A1twvq/DivTheBarSepOct2011/resources/index.htm>

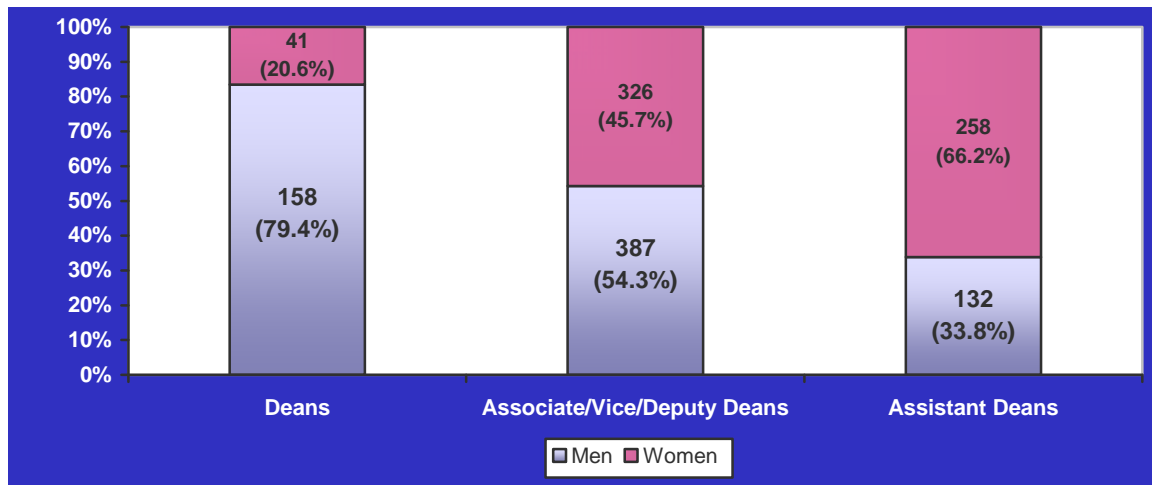
Women in Law Schools



¹ *Enrollment and Degrees Awarded*, 2011-2012 Academic Year. American Bar Association Section of Legal Education and Admissions to the Bar.
www.americanbar.org/content/dam/aba/administrative/legal_education_and_admissions_to_the_bar/statistics/enrollment_degrees_awarded.pdf

² *J.D. and LL.B. Degrees Awarded*, 2010-2011 Academic Year. American Bar Association Section of Legal Education and Admissions to the Bar.
www.americanbar.org/content/dam/aba/administrative/legal_education_and_admissions_to_the_bar/statistics/jd_llb_degrees_awarded.pdf

Law School Administration



AALS Statistical Report on Law Faculty. Association of American Law Schools
www.aals.org/statistics/2009dlt/titles.html (2008-2009)

Judicial Clerks*

Percent of Clerkships Obtained By:	All Clerkships	Federal Clerkships	State Clerkships	Local Clerkships
Men	49.0%	54.3%	45.2%	45.7%
Women	51.0%	45.6%	54.8%	54.3%

* Note that these results are from the Class of 2009.

A Demographic Profile of Judicial Clerks – Patterns of Disproportionality. NALP Bulletin, November 2010. www.nalp.org/nov2010_demog_clerkships

Women in the Judiciary

Representation of United States Federal Court Women Judges

Type of Court	Total # of Seats	Women	% of Women
United States Supreme Court	9	3	33.3%
Circuit Court of Appeals ¹	165 active	51	30.9%
Federal Court Judges in the U.S. ²	1,874	451	24.1%

¹ *Women in the Federal Judiciary: Still a Long Way to Go.* National Women's Law Center, August 2012. www.nwlc.org/resource/women-federal-judiciary-still-long-way-go-1

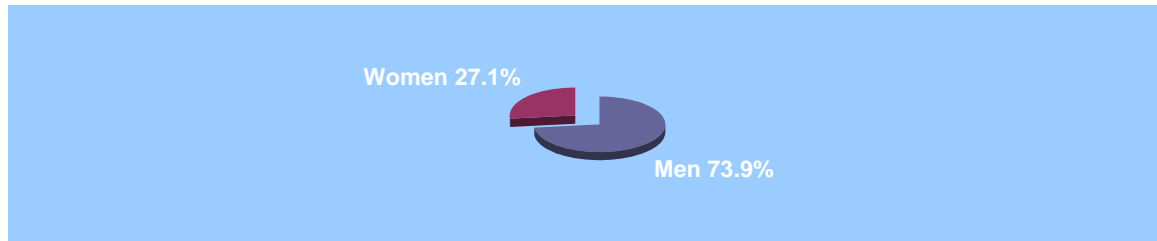
² *Women in Federal and State-Level Judgeships: A Report of the Center for Women in Government & Civil Society, Rockefeller College of Public Affairs & Policy, University at Albany, State University of New York.* Summer 2012. www.albany.edu/womeningov/publications/summer2012_judgeships.pdf

Representation of United States State Court Women Judges

Type of Court	Total # of Seats	Women	% of Women
State Final Appellate Jurisdiction Courts	361	116	32%
State Intermediate Appellate Jurisdiction Courts	977	316	32%
State General Jurisdiction Courts	11,049	2,768	25%
State Limited and Special Jurisdiction Courts	5,072	1,596	31%
All State Court Judges in the U.S.	17,489	4,711	27%

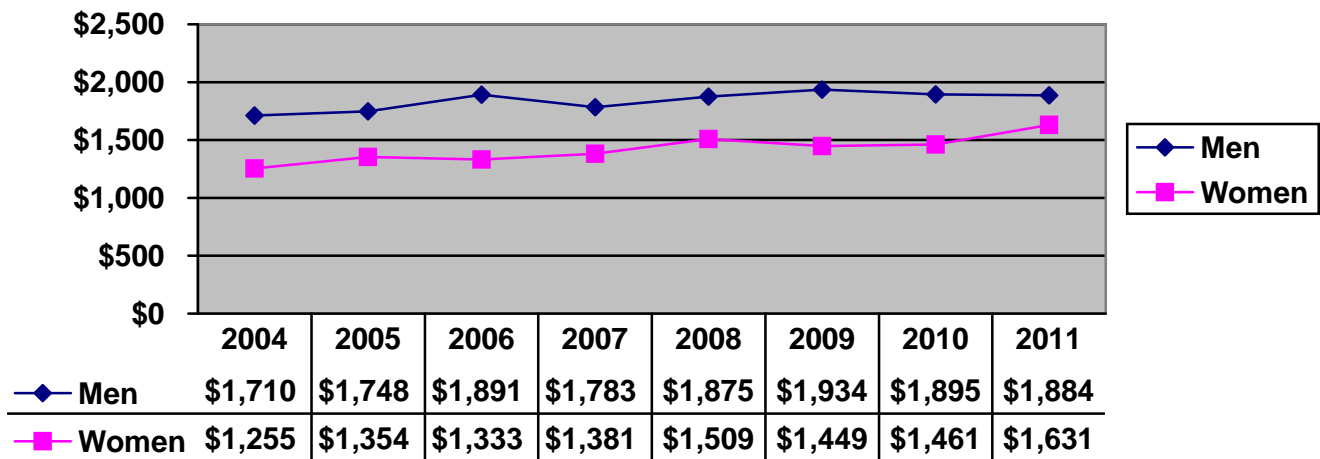
National Association of Women Judges. www.nawj.org/us_state_court_statistics_2012.asp

Total Representation of Women - Federal & State Judgeships



Women in Federal and State-Level Judgeships: A Report of the Center for Women in Government & Civil Society, Rockefeller College of Public Affairs & Policy, University at Albany, State University of New York. Summer 2012. www.albany.edu/womeningov/publications/summer2012_judgeships.pdf

Weekly Salary Men vs. Women Lawyers



Women lawyers' weekly salary as a percentage of male lawyers' salary:

| 73.4% | 77.5% | 70.5% | 77.5% | 80.5% | 74.9% | 77.1% | 86.6% |

2011 Bureau of Labor Statistics, *Median weekly earnings of full-time wage and salary workers by detailed occupation and sex.* www.bls.gov/cps/cpsaat39.pdf

Women Equity Partners Compensation

Women equity partners in the 200 largest firms earn 86% of the compensation earned by their male peers.

Report of the Sixth Annual National Survey on Retention and Promotion of Women in Law Firms. National Association of Women Lawyers and NAWL Foundation, November 2011. www.nawl.org/content.asp?pl=310&sl=345&contentid=345

Women in the ABA

ABA Lawyer Members	326,412	103,517	31.7%
Board of Governors	38	14	36.8 %
Section/Division Chairs, 2011-2012 Bar Year	28	8	28.6%
Total Presidential Appointments, 2011-2012	751	332	44.2%
Committee Chair Appointments, 2011-2012	91	30	33.0%
	Total	Women	% Women

Goal III Report: An Annual Report on Women's Advancement into Leadership Positions in the American Bar Association. ABA Commission on Women in the Profession, February 2012.
www.americanbar.org/content/dam/aba/administrative/women/2012_goal3_women.pdf

Women Presidents of the ABA:

- Roberta Cooper Ramo (1995 - 1996)
- Martha W. Barnett (2000 - 2001)
- Karen J. Mathis (2006 - 2007)
- Carolyn B. Lamm (2009 - 2010)
- Laurel Bellows (2012-2013)

Women Chairs of the House of Delegates:

- Martha W. Barnett (1994 -1996)
- Karen J. Mathis (2000 - 2002)
- Laurel G. Bellows (2006 - 2008)
- Linda A. Klein (2010-2012)

Secretaries

- Donna C. Willard-Jones (1996-1999)
- Ellen F. Rosenblum (2002-2005)
- Bernice B. Donald (2008-2011)
- Cara Lee T. Neville (2011-2013)

Treasurer

- Alice E. Richmond (2008-2011)

First Women Members of the ABA:

- Mary B. Grossman; Cleveland, OH (1918)
- Mary Florence Lathrop; Denver, CO (1918)

For more information on women's advancement into leadership positions in the ABA, see the ABA Commission on Women's *Goal III Report* at www.ambar.org/goal3women.

American Bar Association - Commission on Women in the Profession
 321 N. Clark Street, Chicago, IL 60654

Phone: 312-988-5715 • Email: abacwp1@americanbar.org • Website: www.americanbar.org/women