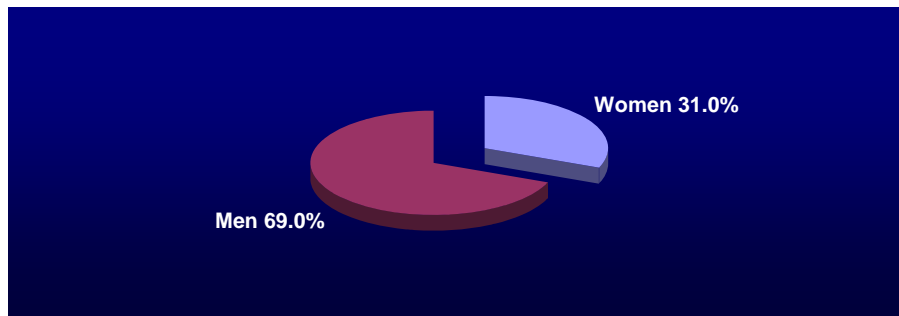




A Current Glance at Women in the Law 2011

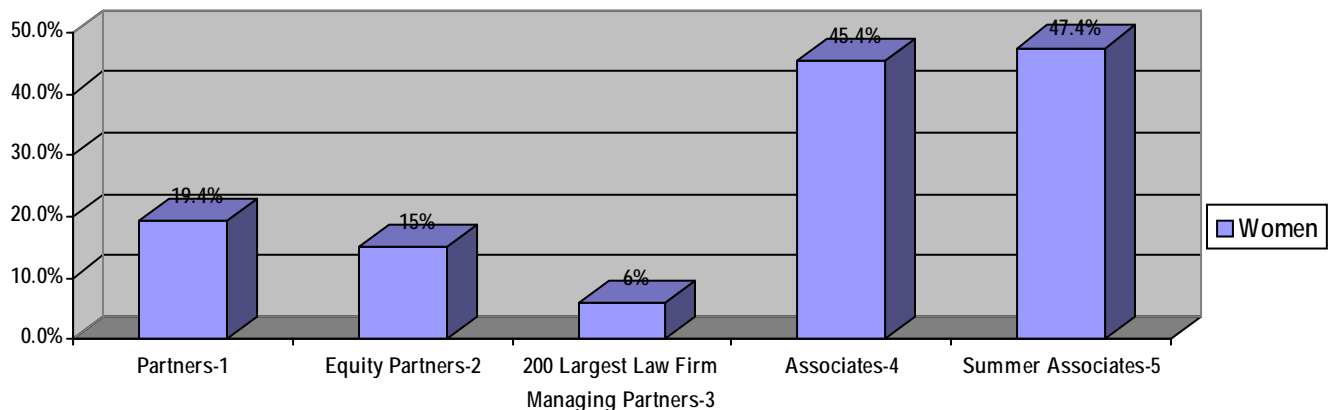
(January 2011)

Women in the Legal Profession



American Bar Association Market Research Department, November 2010.
 Note: 41 states reported gender statistics, representing 56% of the lawyer population.

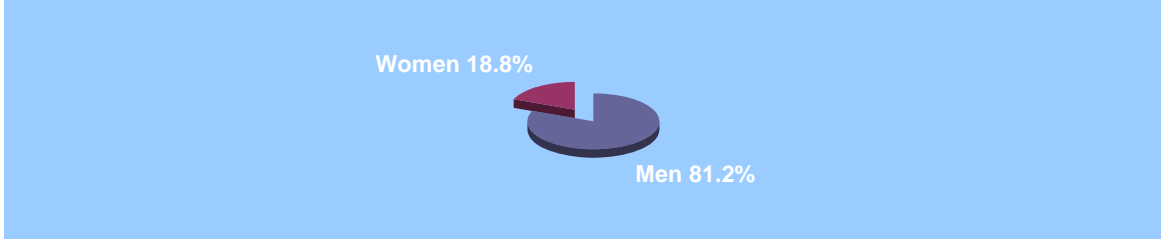
Women in Private Practice



1. *Law Firm Diversity Among Associates Erodes in 2010*. National Association for Law Placement, November 2010. www.nalp.org/uploads/PressReleases/10NALPWomenMinoritiesPressRel.pdf
2. *Report of the Fifth Annual National Survey on Retention and Promotion of Women in Law Firms*. National Association of Women Lawyers and The NAWL Foundation. October 2010. [http://nawl.timberlakepublishing.com/files/NAWL%202010%20Final\(1\).pdf](http://nawl.timberlakepublishing.com/files/NAWL%202010%20Final(1).pdf)
3. *Report of the Fourth Annual National Survey on Retention and Promotion of Women in Law Firms*. National Association of Women Lawyers and The NAWL Foundation. October 2009. <http://nawl.timberlakepublishing.com/files/2009%20Survey%20Report%20FINAL.pdf>
4. *Law Firm Diversity Among Associates Erodes in 2010*. National Association for Law Placement, November 2010. www.nalp.org/uploads/PressReleases/10NALPWomenMinoritiesPressRel.pdf
5. *Id.*

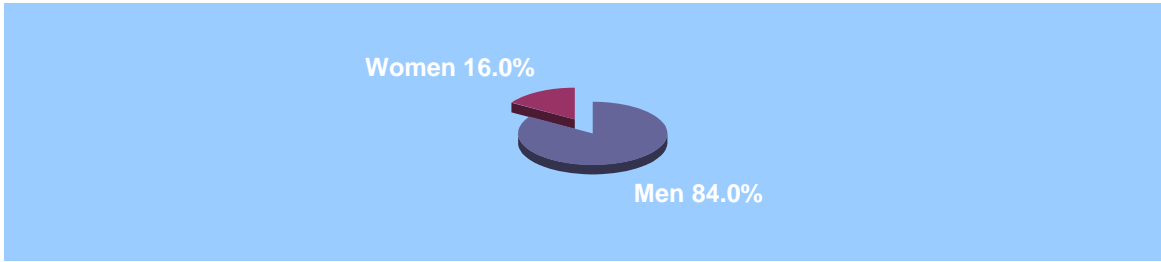
Women in Corporations

Fortune 500 General Counsel



	Caucasian	African American	Hispanic	Asian American/ Pacific Islander
2010	87.2%	7.4%	3.2%	2.1%

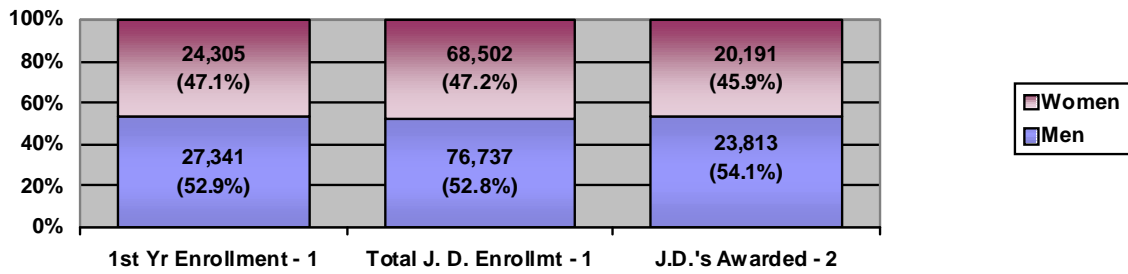
Fortune 501-1000 General Counsel



	Caucasian	African American	Hispanic	Asian American/ Pacific Islander
2010	91.2%	7.5%	1.2%	1.2%

MCCA 2010 Survey of Fortune 500 Women General Counsel, as of July/August 2010.
www.mcca.com/index.cfm?fuseaction=page.viewPage&pageID=2107
 Note that due to rounding, not all numbers will add up to 100%.

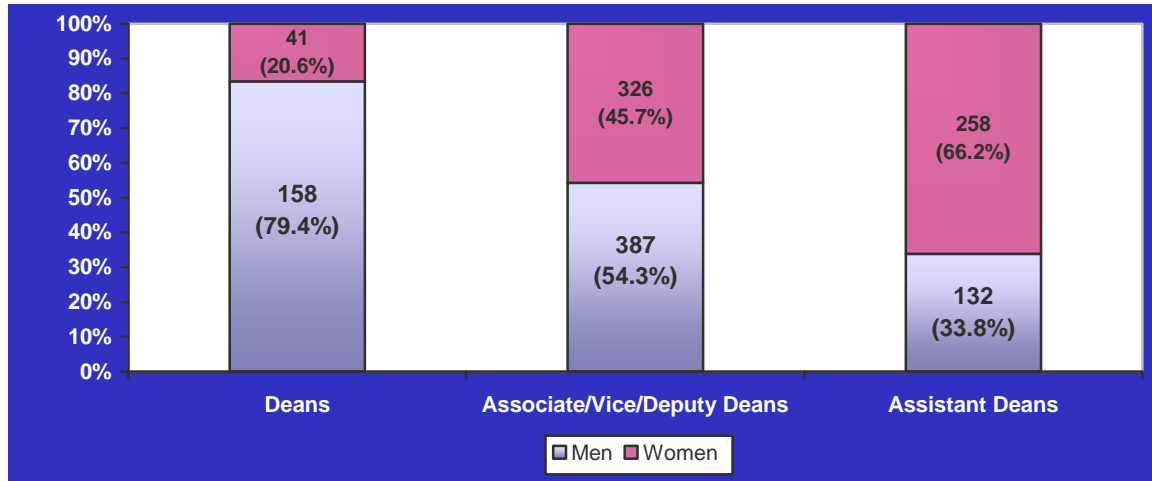
Women in Law Schools



¹ *Enrollment and Degrees Awarded*, 2009-2010 Academic Year. American Bar Association Section of Legal Education and Admissions to the Bar. www.abanet.org/legaled/statistics/charts/stats%20-%201.pdf

² *J.D. and LL.B. Degrees Awarded*, 2008-2009 Academic Year. American Bar Association Section of Legal Education and Admissions to the Bar. www.abanet.org/legaled/statistics/charts/stats%20-%207.pdf

Law School Administration



2008-2009 AALS Statistical Report on Law Faculty. Association of American Law Schools www.aals.org/statistics/2009dlt/titles.html

Judicial Clerks*

Percent of Clerkships Obtained By:	All Clerkships	Federal Clerkships	State Clerkships	Local Clerkships
Men	49.0%	54.3%	45.2%	45.7%
Women	51.0%	45.6%	54.8%	54.3%

* Note that these results are from the Class of 2009.

A Demographic Profile of Judicial Clerks – Patterns of Disproportionality. *NALP Bulletin*, November 2010. www.nalp.org/nov2010_demog_clerkships

Women in the Judiciary

Representation of United States Federal Court Women Judges

<u>Type of Court</u>	<u>Total # of Seats</u>	<u>Women</u>	<u>% of Women</u>
United States Supreme Court	9	3	33.3%
Circuit Court of Appeals ¹	179 seats/20 vacancies	48	30.2%
Federal Court Judges in the U.S. ²	1,832	409	22.3%

1. Circuit Court of Appeals: Race/Gender Data. June 14, 2010.

www.afj.org/judicial-selection/race_gender_data.html

2. *Women in Federal and State-Level Judgeships*. A Report of the Center for Women in Government & Civil Society, Rockefeller College of Public Affairs & Policy, University at Albany, State University of New York. Spring 2010. www.albany.edu/womeningov/judgeships_report_final_web.pdf

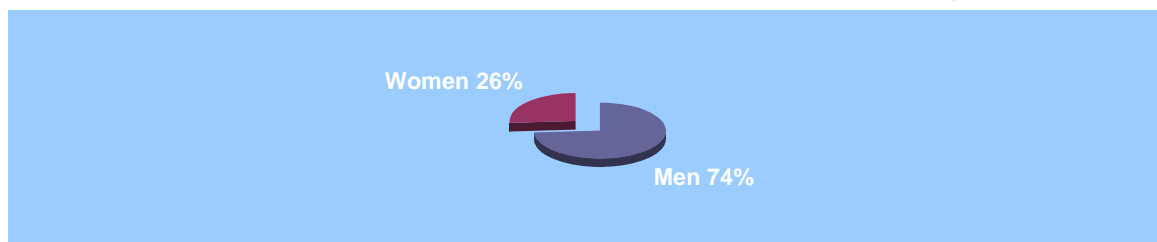
Representation of United States State Court Women Judges

<u>Type of Court</u>	<u>Total # of Seats</u>	<u>Women</u>	<u>% of Women</u>
State Final Appellate Jurisdiction Courts	359	111	31%
State Intermediate Appellate Jurisdiction Courts	935	294	31%
State General Jurisdiction Courts	10,654	2,557	24%
State Limited and Special Jurisdiction Courts	5,160	1,559	30%
All State Court Judges in the U.S.	17,108	4,521	26%

The American Bench: Judges of the Nation – 2010 Edition, Forster-Long, Inc.

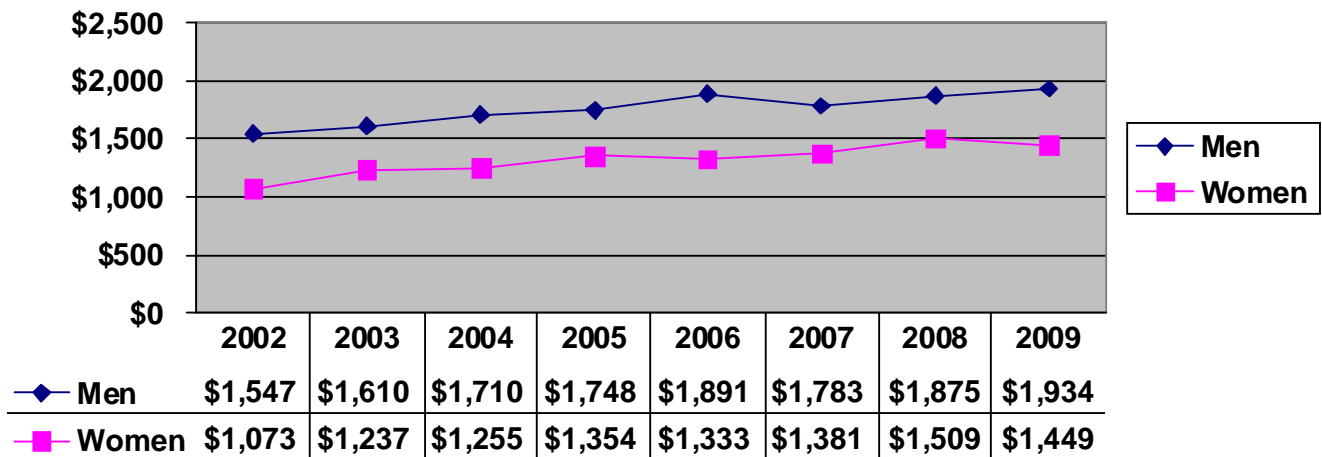
www.nawj.org/us_state_court_statistics_2010.asp

Total Representation of Women - Federal & State Judgeships



Women in Federal and State-Level Judgeships. A Report of the Center for Women in Government & Civil Society, Rockefeller College of Public Affairs & Policy, University at Albany, State University of New York. Spring 2010. www.albany.edu/womeningov/judgeships_report_final_web.pdf

Weekly Salary Men vs. Women Lawyers



Women lawyers' weekly salary as a percentage of male lawyers' salary:

69.4% | 76.8% | 73.4% | 77.5% | 70.5% | 77.5% | 80.5% | 74.9%

2009 Bureau of Labor Statistics, *Median weekly earnings of full-time wage and salary workers by detailed occupation and sex*. www.bls.gov/cps/cpsaat39.pdf

Women in the ABA

	<u>Total</u>	<u>Women</u>	<u>% Women</u>
ABA Lawyer Members	321,282	101,666	31.6%
Board of Governors	40	14	35.0 %
Section/Division Chairs, 2010-2011 Bar Year	28	11	39.3%
Total Presidential Appointments, 2010-11	750	318	42.4%
Committee Chair Appointments, 2010-2011	92	27	29.3%

Goal III Report Card: An Annual Report on Women's Advancement into Leadership Positions in the American Bar Association. February 2011.

Women presidents of the ABA:

- Roberta Cooper Ramo (1995 - 1996)
- Martha W. Barnett (2000 - 2001)
- Karen J. Mathis (2006 - 2007)
- Carolyn B. Lamm (2009 - 2010)

Women chairs of the House of Delegates:

- Martha W. Barnett (1994 -1996)
- Karen J. Mathis (2000 - 2002)
- Laurel G. Bellows (2006 - 2008)
- Linda A. Klein (2010-2012)

Secretaries

- Donna C. Willard-Jones (1996-1999)
- Ellen F. Rosenblum (2002-2005)
- Bernice B. Donald (2008-2011)
- Cara Lee T. Neville (2011-2012)

Treasurer

- Alice E. Richmond (2008-2011)

First woman member of the ABA:

- Mary Florence Lathrop; Denver, CO (1918)

For more information on women's advancement into leadership positions in the ABA, see the ABA Commission on Women's *Goal III (Formerly Goal IX) Report Card* at www.abanet.org/women/goaliii.html.

**ABA Commission on Women in the Profession
American Bar Association
321 N. Clark Street
Chicago, IL 60654
312-988-5715
abacwp1@americanbar.org
www.americanbar.org/women**