

AMERICAN BAR ASSOCIATION

COMMISSION
On
WOMEN
In The
PROFESSION

Current Glance of Women in the Law



women's presence in the legal profession

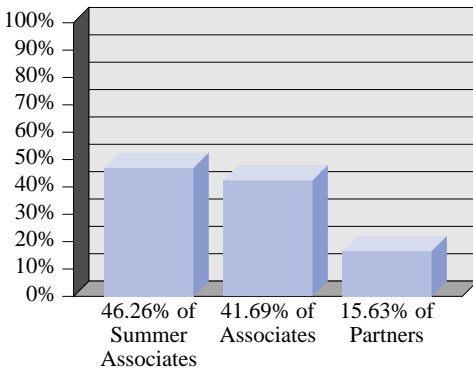
Faculty and Administration ⁶

31.5% of faculty	
Tenured Faculty	5.9%
Full Time Professors	21.9%
Associate Professors	46.0%
Assistant Professors	48.0%

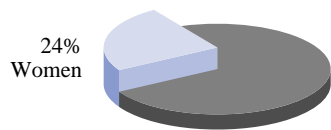
Administration	
Deans	10.9%
Associate Deans, No Prof. Title	52.6%
Associate Deans, With Prof. Title	29.7%
Assistant Deans, No Prof. Title	69.4%
Assistant Deans, With Prof. Title	57.9%

Women's Presence in Private Practice

Women in Law Firms Nationwide ⁷

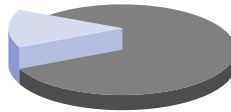


Solo Practitioners ⁸



Women's Presence in Corporate America ⁹

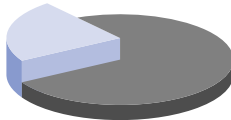
Women comprise 13.7% of the General Counsels of Fortune 500 companies



Women's Presence in the Judiciary ¹⁰

Federal

Two of nine Supreme Court Justices



Federal

20.1% of U.S. Circuit Court Judges

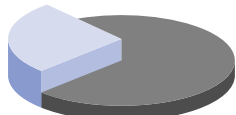


Federal

19.2% of U.S. District Court Judges



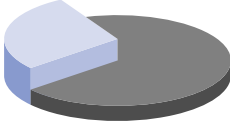
26.3% of Justices on State Courts of Last Resort ¹¹



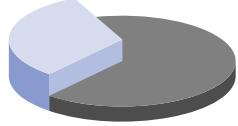
women's presence in the legal profession

Women's Presence in Government ¹²

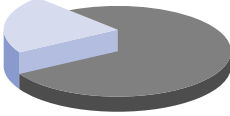
28% of
Federal
Judicial
Department



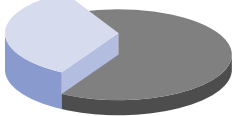
32% of Other
Federal
Government



21% of
State/Local
Judicial
Department



34% of Other
State/Local
Judicial
Department

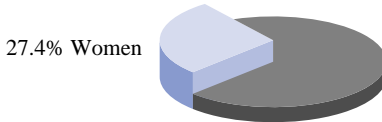


Women Comprise 41.9% of Legal Aid Attorneys and Public Defenders ¹³



Women's Presence in the ABA ¹⁴

Total of Members 351,194



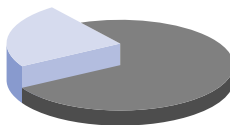
Two Women have been President of the ABA

First Woman President-Roberta Cooper Ramo-1995-96

Second Woman President-Martha W. Barnett-2000-01

Board of Governors ¹⁵

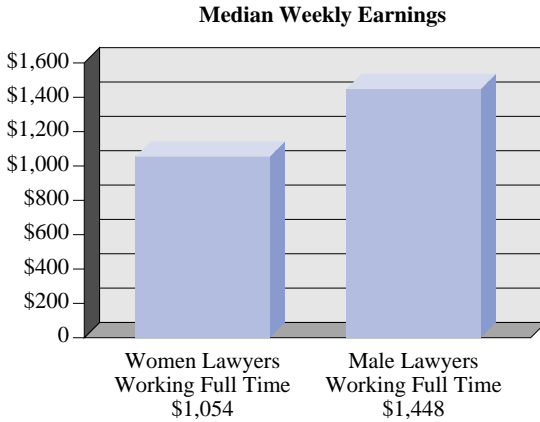
9 Women out of 39
Board members on the
Board of Governors



Women Comprise 23%
Representation on the Board of Governors

women's presence in the legal profession

Salary/Pay Equity Information ¹⁶



Women Lawyer's Median Weekly Salary as a percentage of Men's 73%

¹ Carson, Clara N. *The Lawyer Statistical Report: The U.S. Legal Profession in 1995*. Chicago: The American Bar Foundation, 1999. (Most Current Statistics Available)

² United States Department of Labor, Bureau of Labor Statistics, 2000.

³ First Year Enrollment in ABA Approved Law Schools 1947-2000. American Bar Association Legal Education. <<http://www.abanet.org/legaled/femstats.html>>.

⁴ White, Richard. Association of American Law Schools Statistical Report on Law School Faculty and Candidates for Law Faculty Positions 1999-00. <<http://www.aals.org/statistics/T1A.htm>>.

⁵ *Supra* note 3.

⁶ *Supra* note 4.

⁷ *Women and Attorneys of Color at Law Firms-2000*. National Association for Law Placement, Research. <<http://www.nalpl.org/nalpresearch/mw00sum.htm>>.

⁸ *Supra* note 1.

⁹ Catalyst.women.org. *Fact Sheet Women in Law: Making the Case*. <<http://www.catalystwomen.org/press/factsheets/factslaw.html>>.

¹⁰ Supplied by the Federal Judicial History Office as of July 1, 2001.

¹¹ *Women Justices Serving on State Courts of Last Resort and Intermediate Appellate Courts, 1999*. National Center for State Courts, 1999. (Most Current Statistics Available)

¹² *Supra* note 1.

¹³ *Id.*

¹⁴ American Bar Association Membership and Marketing (as of August 31, 2001).

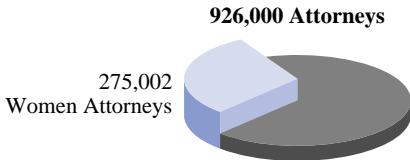
¹⁵ American Bar Association Board of Governors 2001-2002.

¹⁶ *Supra* note 2.

where do women practice law as compared to men? ¹

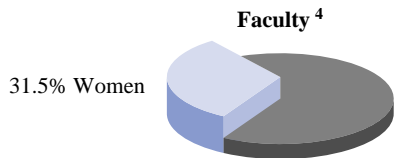
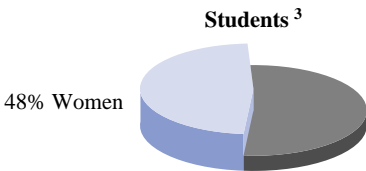
	Women	Men
Private Practice	71%	75%
Judiciary	2%	2%
Government	11%	7%
Private Industry/Association	10%	9%
Legal Aid or Public Defender	2%	1%
Education	1%	1%
Retired or Inactive	3%	6%

women comprise 29.7% of all lawyers ²



women's presence in the legal profession

Women's Presence in Law School



First Year Enrollment ⁵

